

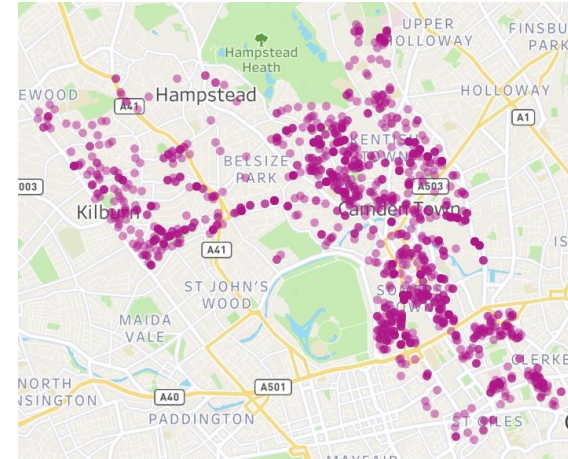


Cost of living briefing for schools

Tackling poverty

What do we know?

- Crisis is hitting those already disproportionately impacted by poverty
- 4146 households in negative budgets and 9555 in fuel poverty.
- Approx 2,500 children in the Borough living in households at risk or already in financial crisis.
- Public health has identified specific cohorts who are more at risk
- Recent survey showed 24% were worried about money



Cost of Living Crisis Fund

- £2m fund to provide support for those in severe financial hardship
- Up to 2 awards a year
- Payment into bank accounts, energy vouchers, clothes vouchers, electrical appliances, other household items
- Frontline staff, community partners and schools all signed up to be trusted referral partners
- Simple online form to refer someone

Sign up and be a referral partner:

Email tacklingpoverty@camden.gov.uk



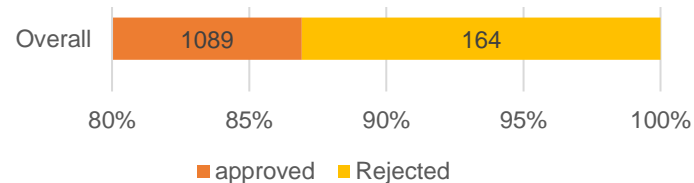
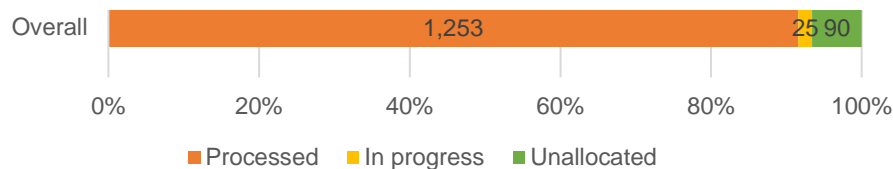
What we've achieved so far

- Developed a 'cost of living' hub on our website – **camden.gov.uk/costofliving**
- Promoting advice/support on a range of issues
- Shared information with our tenants via Housing News
- Promoting advice and support on bus stop ads across Camden
- Promoting warm welcome spaces and have developed a package of content to promote them locally
- CNJ insert published last week focused on COLC
- Camden Magazine landing with all residents in first half of December focused on COLC



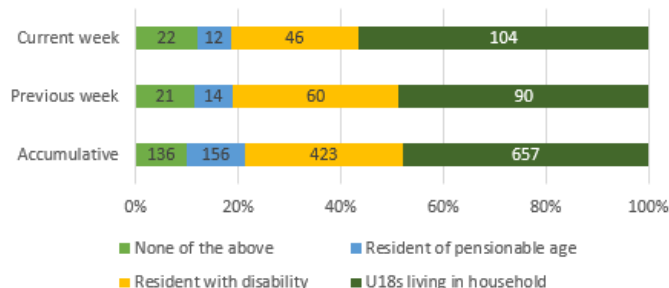
Cost of Living Crisis Fund

	Applications received	Processed	In progress	Unallocated	Approved	Rejected	Amount requested
Since start of CoL Fund	1,618	1,322	22	274	1,165	157	£665,360

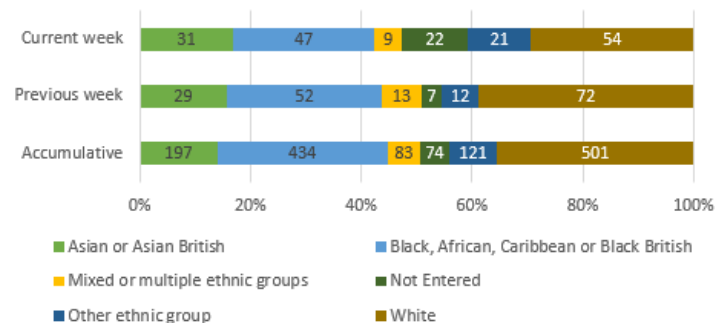


Application breakdown

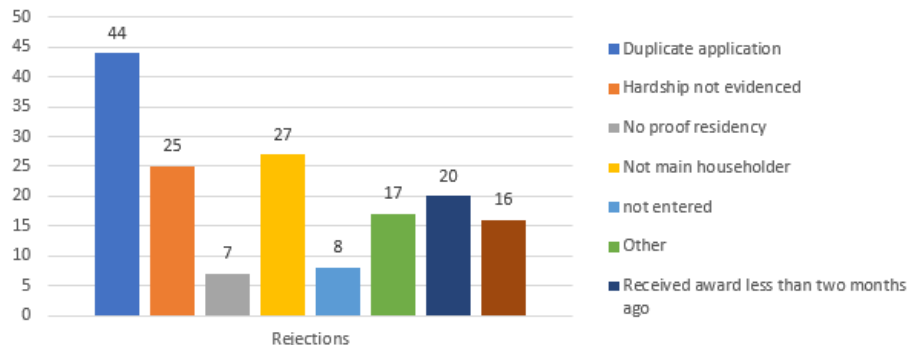
Household type



Ethnicity



Reasons for rejection

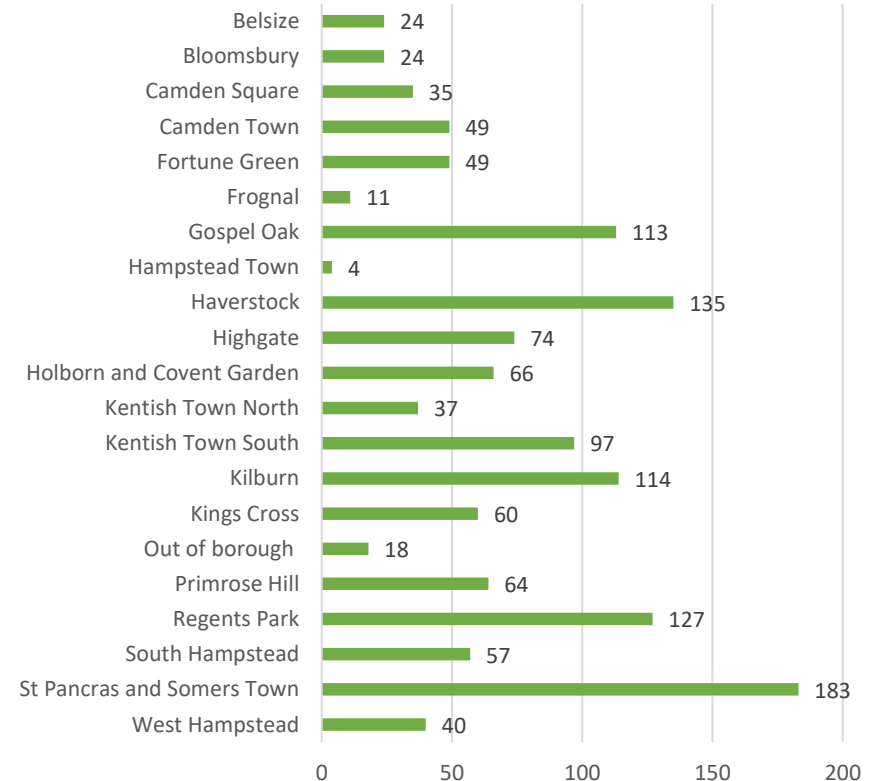


Tenure

Type of Housing	Total Payment Amount	% of Total
Council housing	£270,992.	69.5%
Social housing	£67,328.	17.3%
Private tenant	£25,149.	6.4%
Other	£12,500.	3.2%
Not Entered	£10,746.	2.8%
Home owner	£3,400.	0.9%
Totals	£390,115.	100.0%

Application breakdown

Recipient's Ward	Applications Received	£
Belsize	24	£7,750
Bloomsbury	24	£7,500
Camden Square	35	£9,650
Camden Town	49	£11,600
Fortune Green	49	£15,700
Frognal	11	£3,200
Gospel Oak	113	£30,850
Hampstead Town	4	£900
Haverstock	135	£35,700
Highgate	74	£21,400
Holborn and Covent Garden	66	£15,500
Kentish Town North	37	£11,699
Kentish Town South	97	£23,646
Kilburn	114	£34,293
Kings Cross	60	£18,050
Out of borough	18	£2,800
Primrose Hill	64	£17,900
Regents Park	127	£32,400
South Hampstead	57	£16,700
St Pancras and Somers Town	183	£49,900
West Hampstead	40	£11,027



What else is happening?



- Single weblink for all cost of living advice information/resources: www.camden.gov.uk/costofliving
- Camden advice network plus council welfare line
- Warm welcome spaces
- Food support including promoting donations and co-operatives
- Good work Camden
- Targeted and universal communications – can you help to reach families?
- Green Camden support
- Household support fund vouchers to over 16,000 children
- Community activism – summit, We make Camden kit, neighbourhoods
- Extending breakfast clubs by partnering up with the charity ‘Magic Breakfast’

